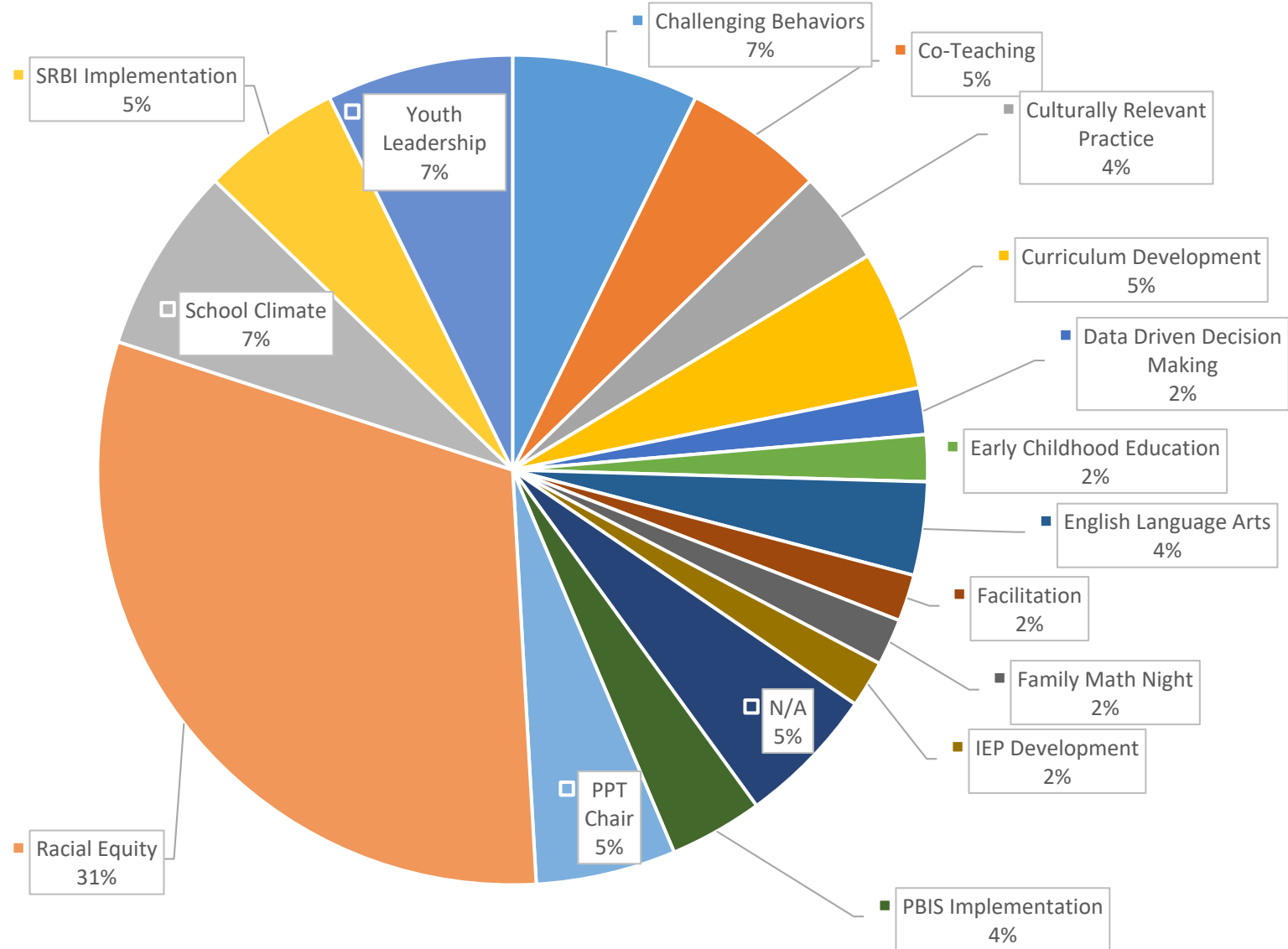
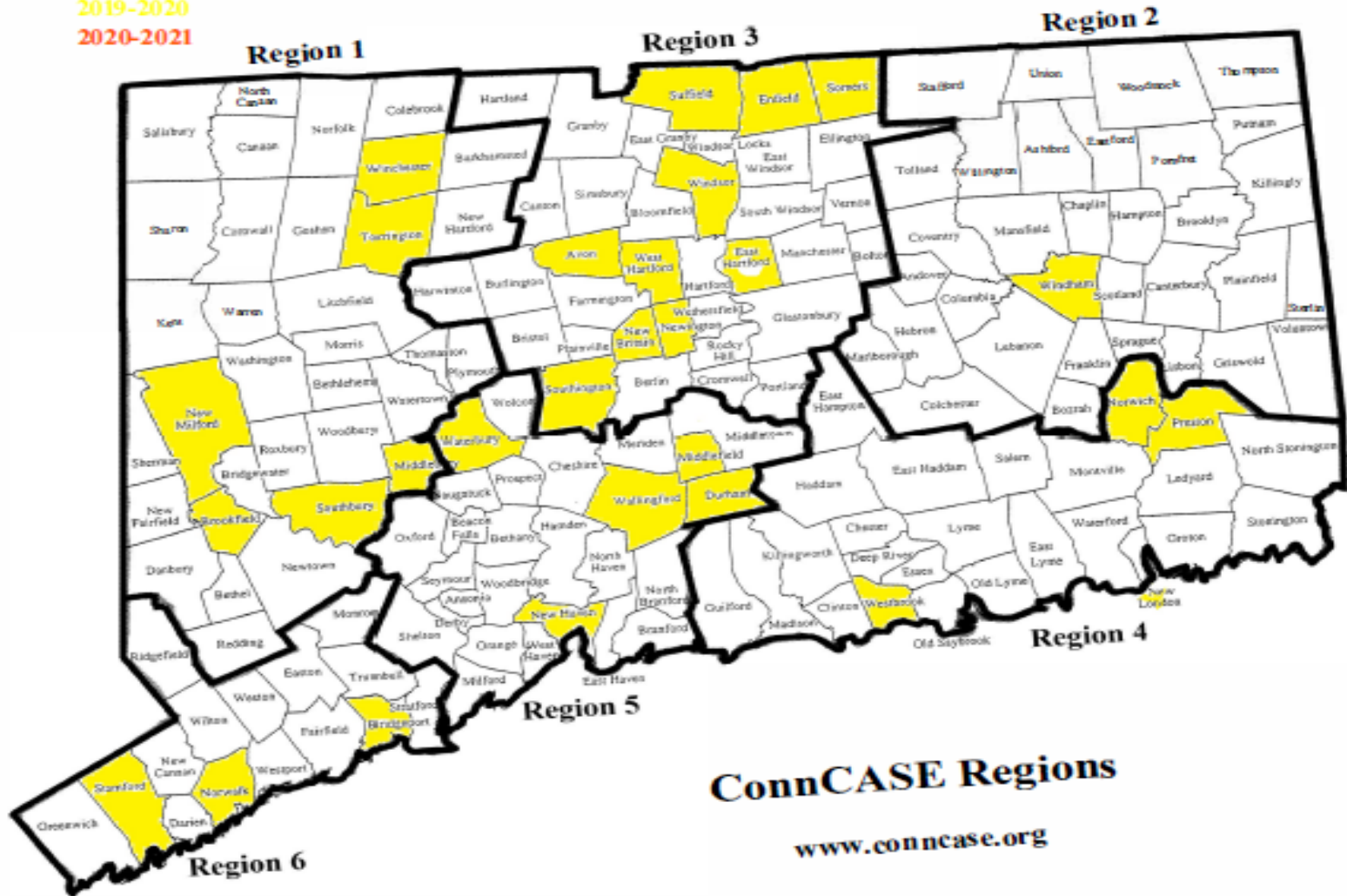


## Percentage of 2019-2020 In-District Contracts by Topic



2019-2020  
2020-2021

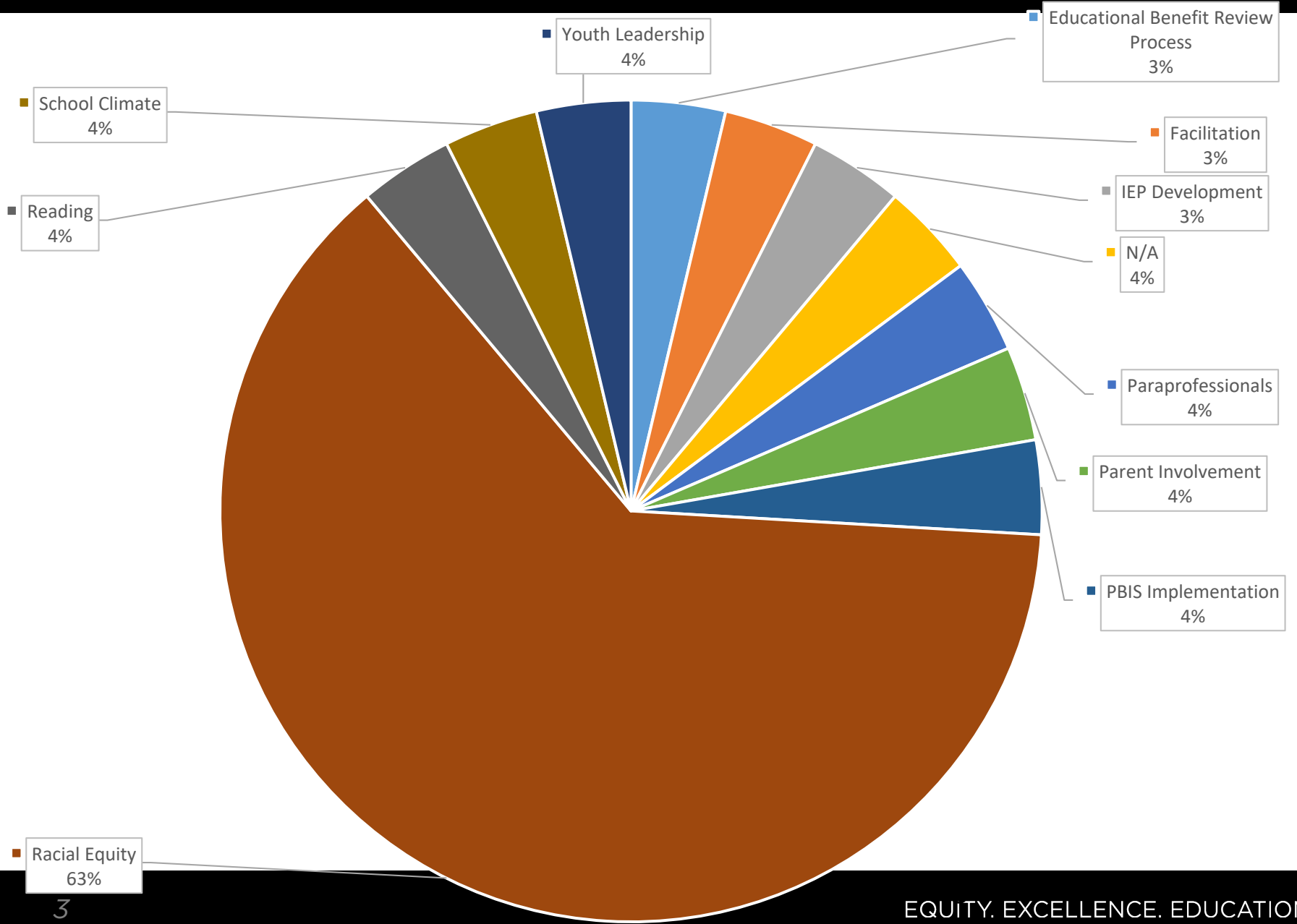


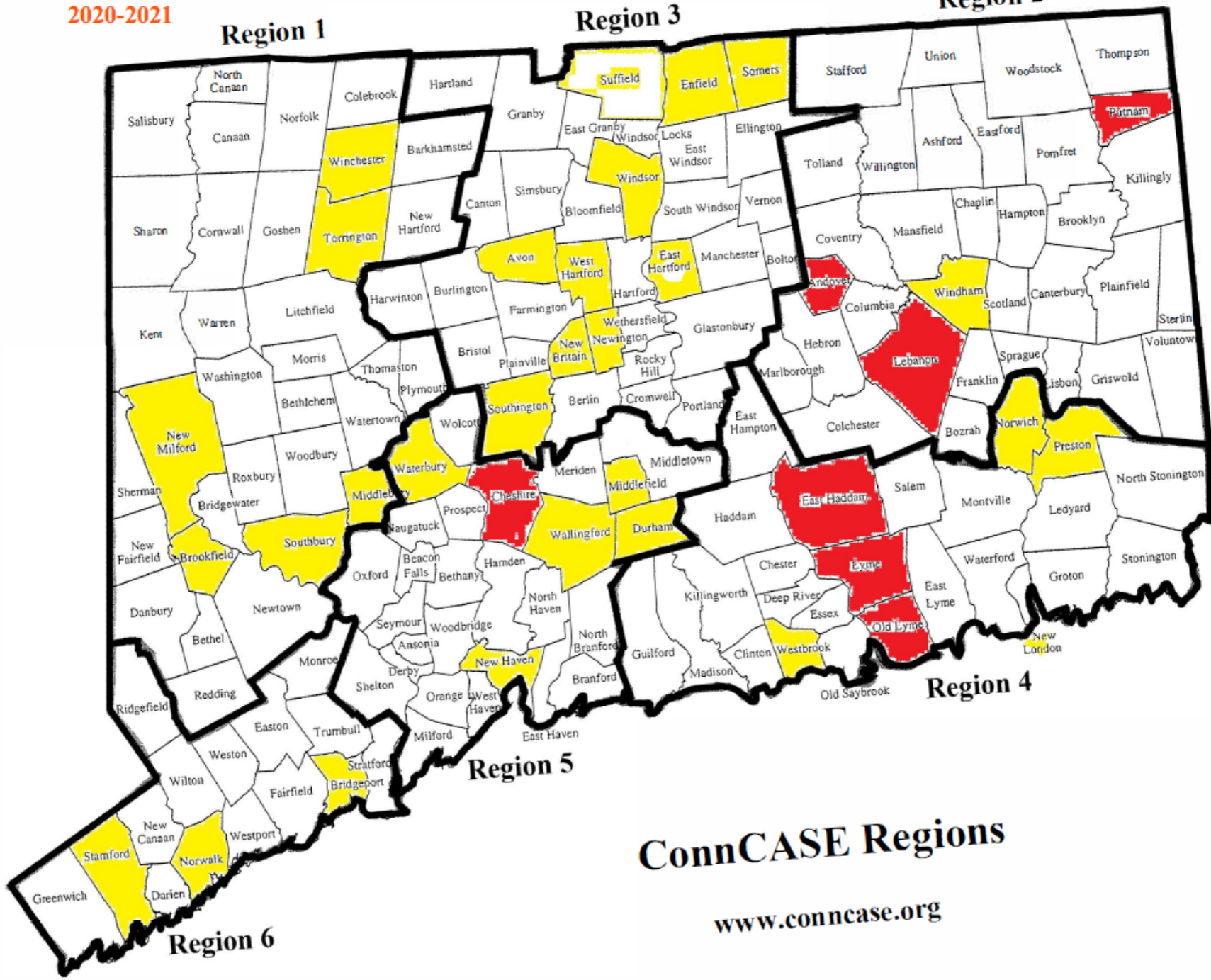
**ConnCASE Regions**

[www.conncase.org](http://www.conncase.org)

# Percentage of 2020-2021 In-District Contracts by Topic as of 10/19/20

STATE EDUCATION RESOURCE CENTER  
EQUITY | EXCELLENCE | EDUCATION





## ConnCASE Regions

[www.conncase.org](http://www.conncase.org)

## 19-20 LEA Districts by Contract Type

	# of Contracts by Topic
<b>Challenging Behaviors</b>	
Community Organization	1
Derby School District	2
New Britain School District	1
<b>Challenging Behaviors Total</b>	<b>4</b>
<b>Co-Teaching</b>	
New London School District	1
Torrington School District	1
Westbrook School District	1
<b>Co-Teaching Total</b>	<b>3</b>
<b>Culturally Relevant Practice</b>	
Regional School District 15	1
Stamford School District	1
<b>Culturally Relevant Practice Total</b>	<b>2</b>
<b>Curriculum Development</b>	
Avon School District	1
New Milford School District	2
<b>Curriculum Development Total</b>	<b>3</b>
<b>Data Driven Decision Making</b>	
Stamford School District	1
<b>Data Driven Decision Making Total</b>	<b>1</b>
<b>Early Childhood Education</b>	
Enfield School District	1
<b>Early Childhood Education Total</b>	<b>1</b>
<b>English Language Arts</b>	
New Milford School District	2
<b>English Language Arts Total</b>	<b>2</b>
<b>Facilitation</b>	
Community Organization	1

<b>Facilitation Total</b>	<b>1</b>
<b>Family Math Night</b>	
Public Charter Schools - Stamford Charter School for Excellence	1
<b>Family Math Night Total</b>	<b>1</b>
<b>IEP Development</b>	
New London School District	1
<b>IEP Development Total</b>	<b>1</b>
<b>N/A</b>	
Community Organization	1
Newington School District	1
Southington School District	1
<b>N/A Total</b>	<b>3</b>
<b>PBIS Implementation</b>	
Enfield School District	1
Windsor School District	1
<b>PBIS Implementation Total</b>	<b>2</b>
<b>PPT Chair</b>	
Norwalk School District	1
Norwich School District	1
Wallingford School District	1
<b>PPT Chair Total</b>	<b>3</b>
<b>Racial Equity</b>	
Bridgeport School District	1
Community Organization	1
East Hartford School District	1
New Britain School District	3
New Haven School District	2
New London School District	1
Regional School District 13	1
Southington School District	1
Waterbury School District	2
West Hartford School District	1
Winchester School District	2
Windham School District	1
<b>Racial Equity Total</b>	<b>17</b>

<b>School Climate</b>	
CREC	1
New London School District	1
New Milford School District	1
Preston School District	1
<b>School Climate Total</b>	<b>4</b>
<b>SRBI Implementation</b>	
Brookfield School District	2
Torrington School District	1
<b>SRBI Implementation Total</b>	<b>3</b>
<b>Youth Leadership</b>	
Community Organization	1
Connecticut Technical High School System	1
Somers School District	1
Southington School District	1
<b>Youth Leadership Total</b>	<b>4</b>
<b>Grand Total</b>	<b>55</b>

## 20-21 LEA Districts by Contract Type

	# of Contracts by Topic
<b>Educational Benefit Review Process</b>	
Waterbury School District	1
<b>Educational Benefit Review Process Total</b>	<b>1</b>
<b>Facilitation</b>	
Community Organization	1
<b>Facilitation Total</b>	<b>1</b>
<b>IEP Development</b>	
Stamford School District	1
<b>IEP Development Total</b>	<b>1</b>
<b>Special Education Audit</b>	
Putnam School District	1
<b>Special Education Audit Total</b>	<b>1</b>
<b>Paraprofessionals</b>	
Waterbury School District	1
<b>Paraprofessionals Total</b>	<b>1</b>
<b>Parent Involvement</b>	
Public Charter Schools - Stamford Charter School for Excellence	1
<b>Parent Involvement Total</b>	<b>1</b>
<b>PBIS Implementation</b>	
Derby School District	1
<b>PBIS Implementation Total</b>	<b>1</b>
<b>Racial Equity</b>	
Andover School District	1
Avon School District	1
Cheshire School District	1
Community Organization	6
East Haddam School District	2
Lisbon School District	1
Private School	1
Regional School District 18	1
Waterbury School District	1
Wethersfield School District	2
<b>Racial Equity Total</b>	<b>17</b>
<b>Reading</b>	
Private School	1
<b>Reading Total</b>	<b>1</b>
<b>School Climate</b>	
CREC	1
<b>School Climate Total</b>	<b>1</b>
<b>Youth Leadership</b>	
Private School	1
<b>Youth Leadership Total</b>	<b>1</b>
<b>Grand Total</b>	<b>27</b>



